

# Poly-carbonmonofluoride (BR Series) and Manganese Dioxide (CR Series)

## COIN CELL TAB CONFIGURATIONS

Model Number	Tab Type		Configuration Diagram No.
	With Insulation Wrap	Without Insulation Wrap	
<b>BR TYPE</b>			
BR1220	/1HF	/1HE	1
BR1220	/1VC	/1VB	2
BR1225	/1HC	/1HB	3
BR1225	/1VC		4
BR1632	/1HF		5
BR2016	/1F2		6
BR2032	/1HM		7
BR2032		/1HG	8
BR2032	/1HS	/1HSE	9
BR2032	/1GUF	/1GU	10
BR2032	/1HF	/1HE	11
BR2032		/1VB	12
BR2032	/1GVF	/1GV	13
BR2032	/1F4		14
BR2032	/1F2		15
BR2325	/1HC	/1HB	16
BR2325	/1HM		17
BR2325		/1HG	18
BR2325	/2HC		19
BR2325		/1VG	20
BR2330	/1HF	/1HE	21
BR2330	/1GUF	/1GU	22
BR2330	/1VC	/1VB	23
BR2330	/1GVF	/1GV	24
BR2330	/1F3		25
BR2330	/1F4C		26
BR3032	/1VC		27
BR3032	/1F2		28

Model Number	Tab Type		Configuration Diagram No.
	With Insulation Wrap	Without Insulation Wrap	
<b>CR TYPE</b>			
CR1220	/1HF	/1HE	1
CR1220	/1VC	/1VB	2
CR1616		/1F2	29
CR1632	/1HF		5
CR1632		/1HE	30
CR2016	/1F2		6
CR2025	/1F2		31
CR2032		/1HU3	32
CR2032	/1VS1		33
CR2032		/1HG	8
CR2032	/1HS	/1HSE	9
CR2032	/1GUF	/1GU	10
CR2032	/1HF	/1HE	11
CR2032		/1VB	12
CR2032	/1GVF	/1GV	13
CR2032	/1F4		14
CR2032	/1F2		15
CR2330	/1HF	/1HE	21
CR2330	/1GUF	/1GU	22
CR2330	/1VC	/1VB	23
CR2330	/1GVF	/1GV	24
CR2330	/1F3		25
CR2330	/1F4C		26
CR2354	/1HF	/1HE	34
CR2354	/1GUF	/1GU	35
CR2354	/1VC	/1VB	36
CR3032	/1VC		27
CR3032	/1F2		28
CR2477	/1VC	/1VB	37
CR2477	/1HF	/1HE	38
CR2450	/H1A		39
CR2450	/G1A		40

\* Refer to page 60 for BR "A" (High Temp) Tab configurations. Please contact Panasonic for requests on custom Tab configurations. Minimum order requirements may apply

# BR & CR Series Coin Cell Tab Configurations

## DIMENSIONS / MM (INCH)

Model No.	Dimensions/mm (inch)	Model No.	Dimensions/mm (inch)
BR/CR1220/1HF 1HE	<p>①</p>	BR/CR1220/1VC 1VB	<p>②</p>
BR1225/1HC 1HB	<p>③</p>	BR1225/1VC	<p>④</p>
BR/CR1632/1HF	<p>⑤</p>	BR/CR2016/1F2	<p>⑥</p>
BR2032/1HM	<p>⑦</p>	BR/CR2032/1HG	<p>⑧</p>

# BR & CR Series Coin Cell Tab Configurations

## DIMENSIONS / MM (INCH) cont.

Model No.	Dimensions/mm (inch)	Model No.	Dimensions/mm (inch)
BR/CR2032/1HS 1HSE		BR/CR2032/1GUF 1GU	
BR/CR2032/1HF 1HE		BR/CR2032/1VB	
BR/CR2032/1GVF 1GV		BR/CR2032/1F4	
BR/CR2032/1F2		BR2325/1HC 1HB	

# BR & CR Series Coin Cell Tab Configurations

## DIMENSIONS / MM (INCH) cont.

Model No.	Dimensions/mm (inch)	Model No.	Dimensions/mm (inch)
BR2325/1HM		BR2325/1HG	
BR2325/2HC (2 cells in series, 6V)		BR2325/1VG	
BR/CR2330/1HF 1HE		BR/CR2330/1GU 1GUF	
BR/CR2330/1VC 1VB		BR/CR2330/1GVF 1GV	

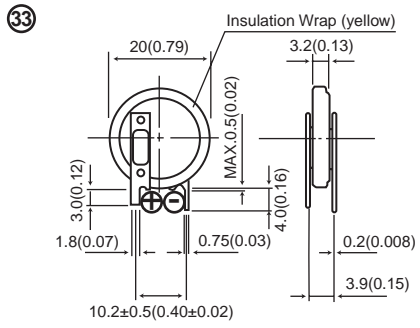
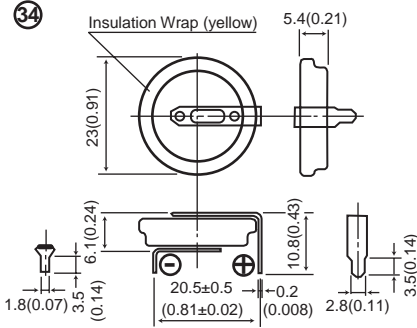
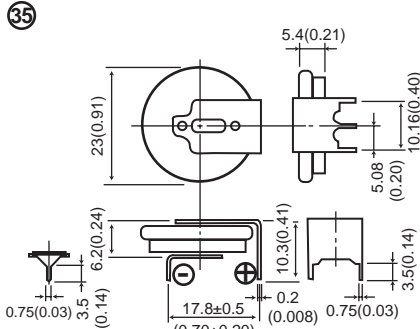
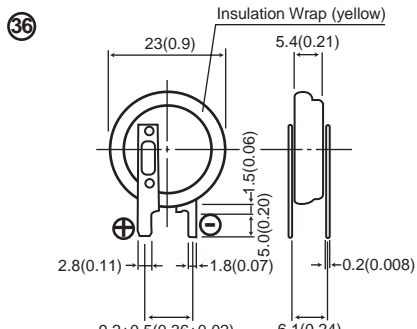
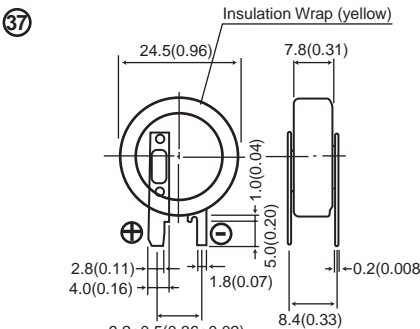
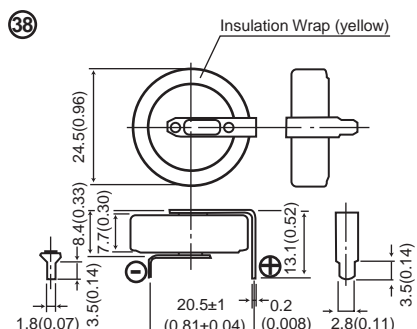
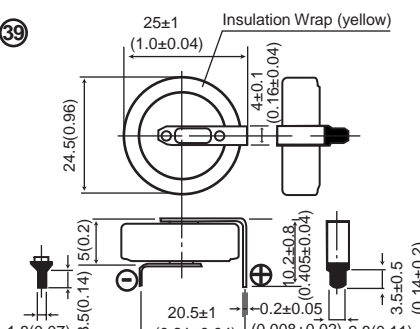
# BR & CR Series Coin Cell Tab Configurations

## DIMENSIONS / MM (INCH) cont.

Model No.	Dimensions/mm (inch)	Model No.	Dimensions/mm (inch)
BR/CR2330/1F3		BR/CR2330/1F4C	
BR/CR3032/1VC		BR/CR3032/1F2	
CR1616/1F2		CR1632/1HE	
CR2025/1F2		CR2032/1HU3	

# BR & CR Series Coin Cell Tab Configurations

## DIMENSIONS / MM (INCH) cont.

Model No.	Dimensions/mm (inch)	Model No.	Dimensions/mm (inch)
CR2032/1VS1		CR2354/1HF 1HE	
CR2354/1GUF 1GU		CR2354/1VC 1VB	
CR2477/1VC 1VB		CR2477/1HF 1HE	
CR2450/H1A		CR2450/G1A	