



12V

2.3Ah

SLA

AGM

12SB2.3P

Rechargeable AGM Sealed Lead Acid Battery

SPECIFICATIONS

Nominal Voltage	12V	
Nominal Capacity		
20 hour rate (0.115A to 10.50V)	2.3Ah	
10 hour rate (0.219A to 10.50V)	2.185Ah	
5 hour rate (0.390A to 10.20V)	1.955Ah	
1C (2.3A to 9.60V)	1.303Ah	
3C (6.9A to 9.60V)	0.92Ah	
Weight	Approx. 1.04kg	
Internal Resistance (at 1KHz)	Approx. 37mΩ	
Maximum Discharge Current (5 secs)	34.5A	
Charge Methods at 25°C		
Cycle Use		
Charging Voltage	14.4V to 15.0V	
Coefficient	-5.0mV/°C/Cell	
Maximum Charging Current	0.69A	
Standby Use		
Float Charging Voltage	13.5V to 13.8V	
Coefficient	-3.0mV/°C/Cell	
Operating Temperature Range		
Charge	-15°C to 40°C	
Discharge	-15°C to 50°C	
Storage	-15°C to 40°C	
Charge Retention (Shelf Life) at 20°C		
1 month	92%	
3 months	90%	
6 months	80%	
Case Material	ABS UL94 HB	
Termination	F1 (Faston Tab 187)	
Design Life	3-5 years	

Classified as a non-spillable battery. Approved for transportation by:

- Air (IATA/ICAO provision A67)
- Road
- Sea (per IMDG Special Provision 238)



Barcode

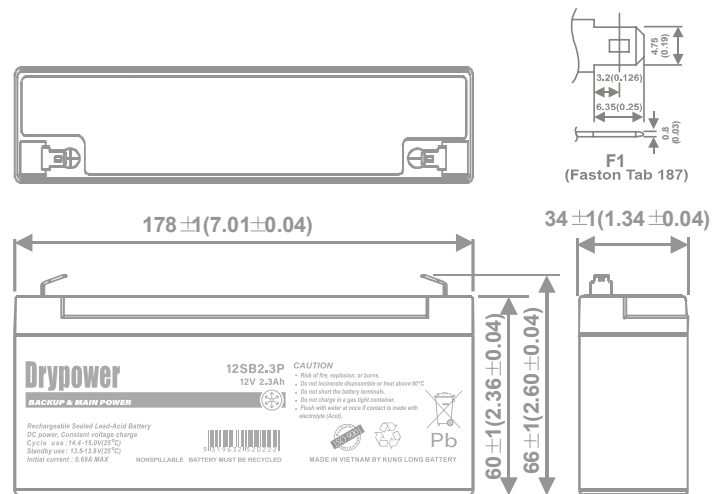


9319632520222

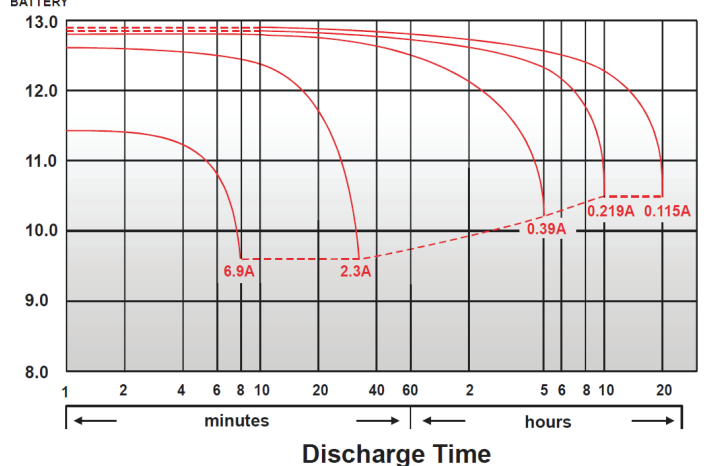


DIMENSIONS

mm (inch)

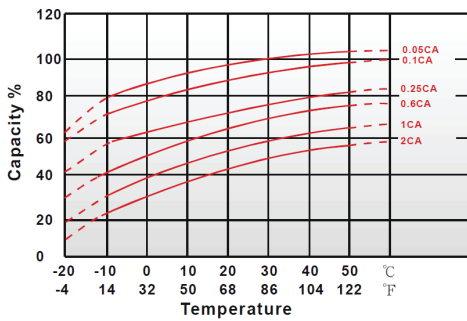


Discharge Time VS. Discharge Current (25°C)

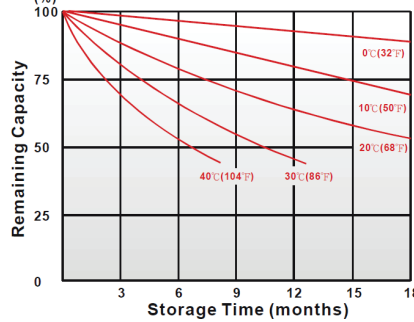


CHARACTERISTICS CHARTS

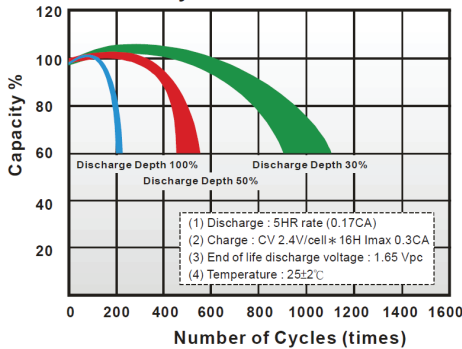
Effect of Temperature on Capacity 25°C (77°F)



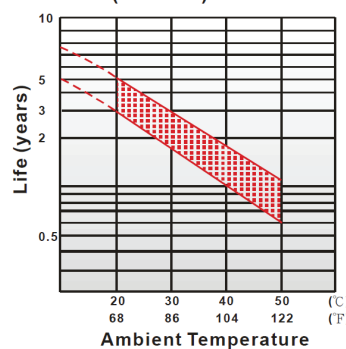
Capacity Retention Characteristic



Cycle Service Life



Trickle (or float) Service Life



FEATURES & BENEFITS

- ◆ Industry leading 99.99% pure lead content for superior service life and dependable performance.
- ◆ Maintenance free technology and non-spillable design.
- ◆ Excellent charge retention in storage.
- ◆ Higher percentage of tin content compared with the industry standard. Tin extends battery standby life by minimising sulphation (corrosion) especially at higher temperatures.
- ◆ Manufactured by Kung Long Battery (KLB) at facilities in Taiwan and Vietnam.

KLB is a leading manufacturer and complies with relevant international quality standards including ISO9001, CE ETL9000, UL1989, OHSAS18001 and ISO17025.

KLB supports Green Sustainable supply chain practices.



PERFORMANCE DATA

Discharge Rates in Watts to Various End Voltages at 25°C (77°F)

End Voltage		1.85V	1.80V	1.75V	1.70V	1.67V	1.65V	1.60V
Time								
5	min	11.8	13.9	15.3	16.4	16.7	17.2	17.8
10	min	7.82	9.38	10.1	10.6	10.8	11.1	11.4
15	min	6.87	7.9	8.28	8.53	8.63	8.75	8.9
30	min	3.95	4.25	4.43	4.58	4.63	4.7	4.78
60	min	2.27	2.45	2.6	2.72	2.75	2.8	2.85
120	min	1.36	1.5	1.56	1.62	1.64	1.67	1.7
180	min	1.08	1.21	1.24	1.27	1.28	1.29	1.3
240	min	0.863	0.96	0.988	1.01	1.02	1.03	1.04
300	min	0.702	0.777	0.808	0.837	0.848	0.858	0.869
600	min	0.415	0.453	0.468	0.48	0.483	0.488	0.493
1200	min	0.23	0.242	0.248	0.253	0.255	0.257	0.258

Discharge Rates in Amperes to Various End Voltages at 25°C (77°F)

End Voltage		1.85V	1.80V	1.75V	1.70V	1.67V	1.65V	1.60V
Time								
5	min	9.08	9.36	9.62	9.82	9.95	10.1	10.4
10	min	4.76	5.45	5.68	5.87	5.94	6.03	6.15
15	min	3.89	4.15	4.27	4.38	4.42	4.47	4.53
30	min	2.02	2.17	2.24	2.3	2.32	2.35	2.39
60	min	1.23	1.34	1.39	1.42	1.43	1.45	1.47
120	min	0.668	0.731	0.765	0.796	0.809	0.826	0.849
180	min	0.508	0.562	0.587	0.609	0.618	0.628	0.643
240	min	0.411	0.449	0.472	0.491	0.497	0.505	0.513
300	min	0.364	0.383	0.396	0.405	0.409	0.414	0.419
600	min	0.217	0.226	0.232	0.237	0.238	0.24	0.242
1200	min	0.114	0.118	0.121	0.123	0.124	0.125	0.126

All data on the spec. sheet is an average value:

The tolerance range : $X < 6\text{min}$ (+15%~-15%), $6\text{min} \leq X < 10\text{min}$ (+12%~-12%), $10\text{min} \leq X < 60\text{min}$ (+8%~-8%), $X \geq 60\text{min}$ (+5%~-5%)

Aug2020

Performance may vary depending on application. All specifications are correct at time of creation. All specifications and operation conditions contained in this datasheet are subject to change or improvement without prior notice to the user. This data is for evaluation purposes only. No guarantee is intended or implied by this data. For clarification and updated information, please contact us.