



12V

5Ah



SLA

AGM

12SB5P

Rechargeable AGM Sealed Lead Acid Battery

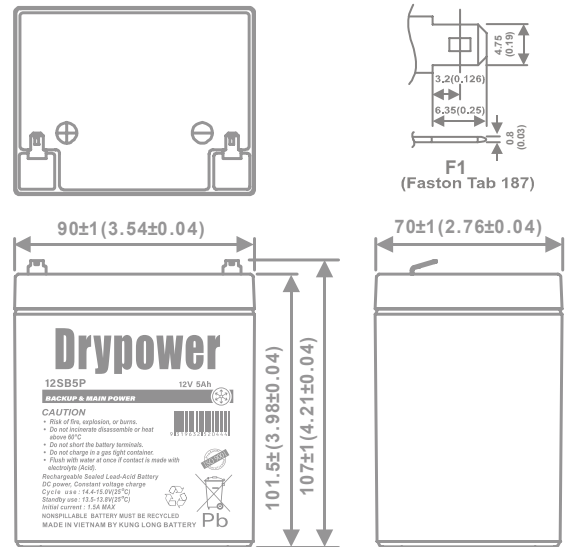
SPECIFICATIONS

Nominal Voltage	12V	
Nominal Capacity		
20 hour rate (0.250A to 10.50V)	5Ah	
10 hour rate (0.475A to 10.50V)	4.75Ah	
5 hour rate (0.850A to 10.20V)	4.25Ah	
1C (5A to 9.60V)	2.833Ah	
3C (15A to 9.60V)	2Ah	
Weight	Approx. 1.9kg	
Internal Resistance (at 1KHz)	Approx. 19mΩ	
Maximum Discharge Current (5 secs)	75A	
Charge Methods at 25°C		
Cycle Use		
Charging Voltage	14.4V to 15.0V	
Coefficient	-5.0mV/°C/Cell	
Maximum Charging Current	1.5A	
Standby Use		
Float Charging Voltage	13.5V to 13.8V	
Coefficient	-3.0mV/°C/Cell	
Operating Temperature Range		
Charge	-15°C to 40°C	
Discharge	-15°C to 50°C	
Storage	-15°C to 40°C	
Charge Retention (Shelf Life) at 20°C		
1 month	92%	
3 months	90%	
6 months	80%	
Case Material	ABS UL94 HB	
Termination	F1 (Faston Tab 187)	
Design Life	3-5 years	
Classified as a non-spillable battery. Approved for transportation by:		
• Air (IATA/ICAO provision A67)		
• Road		
• Sea (per IMDG Special Provision 238)		
Barcode	 9319632520444	

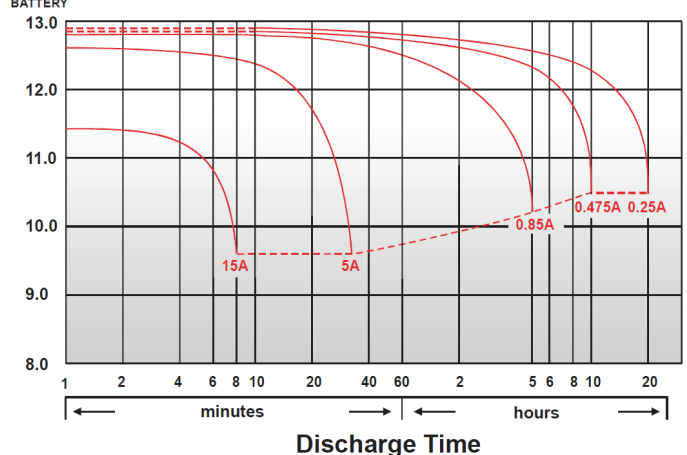


DIMENSIONS

mm (inch)

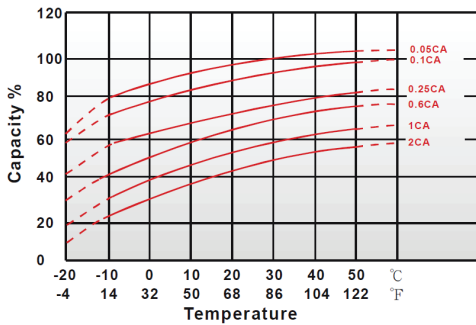


(V) FOR 12V BATTERY
Discharge Time VS. Discharge Current (25°C)

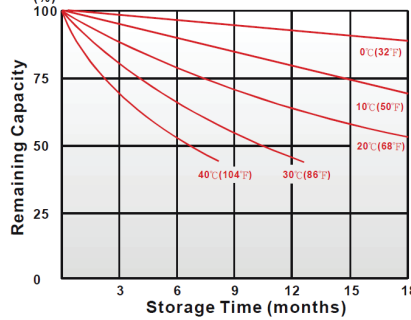


CHARACTERISTICS CHARTS

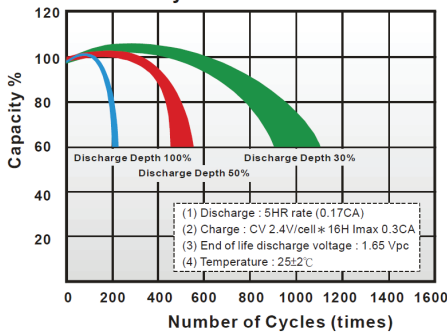
Effect of Temperature on Capacity 25°C (77°F)



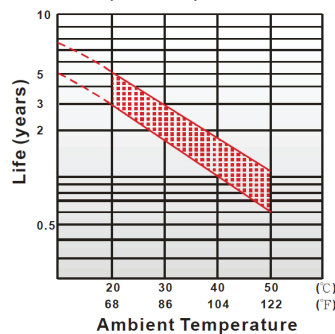
Capacity Retention Characteristic



Cycle Service Life



Trickle (or float) Service Life



FEATURES & BENEFITS

- ◆ Industry leading 99.99% pure lead content for superior service life and dependable performance.
- ◆ Maintenance free technology and non-spillable design.
- ◆ Excellent charge retention in storage.
- ◆ Higher percentage of tin content compared with the industry standard. Tin extends battery standby life by minimising sulphation (corrosion) especially at higher temperatures.
- ◆ Manufactured by Kung Long Battery (KLB) at facilities in Taiwan and Vietnam.

KLB is a leading manufacturer and complies with relevant international quality standards including ISO9001, CE ETL9000, UL1989, OHSAS18001 and ISO17025.

KLB supports Green Sustainable supply chain practices.



PERFORMANCE DATA

Discharge Rates in Watts to Various End Voltages at 25°C (77°F)

End Voltage		1.85V	1.80V	1.75V	1.70V	1.67V	1.65V	1.60V
Time								
5	min	36.3	39.5	41.5	43.5	44.3	45.5	47
10	min	25.7	27.7	29.2	30.2	30.7	31.3	32.3
15	min	19.7	21.2	21.8	22.5	22.8	23.2	23.7
30	min	11.2	11.7	12.1	12.5	12.7	12.8	12.9
60	min	5.95	6.27	6.47	6.7	6.82	6.93	7.07
120	min	3.13	3.38	3.53	3.65	3.72	3.8	3.92
180	min	2.53	2.72	2.85	2.97	3.02	3.07	3.15
240	min	2.02	2.15	2.27	2.33	2.37	2.4	2.45
300	min	1.73	1.87	1.95	1.98	2	2.02	2.05
600	min	1.01	1.09	1.15	1.17	1.18	1.19	1.21
1200	min	0.53	0.572	0.603	0.615	0.62	0.625	0.633

Discharge Rates in Amperes to Various End Voltages at 25°C (77°F)

End Voltage		1.85V	1.80V	1.75V	1.70V	1.67V	1.65V	1.60V
Time								
5	min	17.8	21.7	23.9	25.8	26.4	27	27.8
10	min	13.2	14.8	15.7	16.2	16.6	16.9	17.3
15	min	9.92	10.5	10.9	11.1	11.2	11.3	11.5
30	min	5.84	6.15	6.26	6.38	6.42	6.47	6.55
60	min	3.04	3.2	3.38	3.46	3.49	3.53	3.59
120	min	1.58	1.7	1.79	1.87	1.91	1.94	1.99
180	min	1.27	1.35	1.41	1.47	1.49	1.52	1.55
240	min	1	1.07	1.11	1.15	1.16	1.18	1.21
300	min	0.851	0.898	0.919	0.942	0.953	0.962	0.978
600	min	0.497	0.506	0.514	0.521	0.524	0.529	0.535
1200	min	0.268	0.274	0.279	0.284	0.286	0.287	0.291

All data on the spec. sheet is an average value:

The tolerance range : X < 6min (+15%~-15%), 6min ≤ X < 10min (+12%~-12%), 10min ≤ X < 60min (+8%~-8%), X ≥ 60min (+5%~-5%)

Aug2020

Performance may vary depending on application. All specifications are correct at time of creation. All specifications and operation conditions contained in this datasheet are subject to change or improvement without prior notice to the user. This data is for evaluation purposes only. No guarantee is intended or implied by this data. For clarification and updated information, please contact us.